

Better Homes and Gardens® Special Interest Publications®

# BEDROOM & BATH™

Fall 1997

Display until September 23

*Guest Rooms*  
Create the  
perfect part-time  
sleeping spot

## QUICK CHANGE

Two great looks from  
the same bedding and  
window treatments


**PLUS:** You-do-it trims for towels  
Kids' fun-filled rooms • Soothing master suites

\$3.99 US

73 >



0 92567 14091 6



■ In addition to shooting baskets in their room, Jeremy and Danny enjoy playing at their desk, left. One end is supported by a leg on a caster, which allows the desk to roll away from the wall so the boys can sit across from each other.

■ The deep, double drawer at the foot of the lower bed below readily accommodates toys and clothing.



■ The loft beds right provide sleeping space and plenty of storage for two budding recruits. A prominent basketball finial on the bedpost and sports hardware for drawer pulls accent the sturdy ash furniture.



## Fan Fare

Brothers Danny, 7, and Jeremy, 5, are so devoted to basketball and their favorite team, the Chicago Bulls, their mother directed interior designer Jeffrey King to turn their bedroom into a basketball court.



Complete with a basketball hoop on the wall, a free throw lane painted on the hardwood floor, faux cinder-block walls, and lockerlike cabinets, their room looks as if it could host the NBA Finals. And for a decorative

slam dunk, a custom-made photographic border wraps around the room just below the ceiling.

A custom loft-bed system with multiple shelves and drawers takes care of sleeping quarters for both boys and still leaves space for them to practice free throws in the 12x13-foot room. Although the unit's hardware was modeled after balls from several sports, a bright blue post gives the boys' favorite piece of equipment trophy status.

King repainted the tall cabinets that flank the window seat to resemble lockers. He added the boys'

## FUN AND GAMES



■ Built of ash to match the room's existing cabinetry, a double desk and overhead shelves, opposite, help organize books and games and provide ample study and play space.

■ Placed between existing molding, the custom-made border left features photos of the boys' favorite players as well as the boys and their parents.

names and actual locker hardware and padlocks.

To create the cinder-block effect, King outlined block shapes on the walls with masking tape, then daubed on plaster with a wet sponge to provide a grainy texture. Removing the tape left faux mortar lines. The walls were painted off-white, then sponged-painted yellow.

King's associate, Christy Kauffman, made the clever wall frieze by cutting out pictures of the boys' favorite players from game programs. Using a color copier, she enlarged some,

reduced others, then combined them with photos of the boys and their parents into collage strips. She made several copies of the strips and applied them to the walls between moldings painted red, black, and blue.

Although he wasn't a Bulls fan when he began this project, King claims he is one now. "It was a lot of fun doing this room—especially because of the boys' enthusiasm," he says.

BUYING GUIDE  
ON PAGE 97

Photographer: Beth Singer. Field editor: Suzy Farbman.

## FUN AND GAMES



■ The window seat's pile of pillows above offers comfort for front-row fans at foul-shooting competitions. Flanking "lockers" and roomy drawers below store lots of gear.